



LIFTMASTER



Liftmaster Doors

- Liftmaster doors offer the ideal security solution for busy car parks of Home Units, Office Blocks, Hotels, Parking Stations and Showrooms.
- The Liftmaster Door Range has been specifically engineered as a functional decorative element providing strength, speed and durability.





Specifications

Liftmaster sectional doors come complete with all necessary operating gear and hardware.

The door consists of panel hinged together to negotiate the curve of the track and a fixed matching head panel if required. The number of panels are as recommended by the manufacturer based on the door height (maximum panel height 545mm).

Each panel is fitted with wheels running inside the side tracks. The side tracks guide the door movement so that the door can be raised clear of the opening to a horizontal position.

The horizontals of the door panels are manufactured from 44 x 44mm hollow box section extruded aluminium (horizontal rails interlock on Fire station, Louvre, Classic B&C and

Geometric Doors) with a U section end rails 50 x 50 x 3mm complete with muntins and braces required for frame rigidity. Tracks, hardware and hinges are made from galvanised or zincannealed steel.

Hinges and hinge hangers are fabricated from 2mm thick steel.

Tracks are fabricated from 1.6mm steel, and curved where necessary to the required radius and mounted on mild steel brackets fixed to the building structure by an approved means. Horizontal tracks shall be reinforced with mild steel angles.

Rollers are 10 ball bearing machined steel or nylon coated type as recommended by the manufacturer for the door size.




Grille

Expanded aluminium provides 85% ventilation whilst maintaining a high level of strength where airflow, light and vision are required in underground carpark areas.



Louvre

Privacy from the outside with a view from the inside. 30% ventilation reduces mechanical ventilation costs.



Classic B & C

Interlocking B&C solid section infills joined in the vertical plane across the door, secured between 16mm grooves of interlocking horizontal rails and welded for added strength.



Showroom Acrylic

Clear or tinted acrylic or Polycarbonate infill for extra strength, to show off your products



Fire Station Door

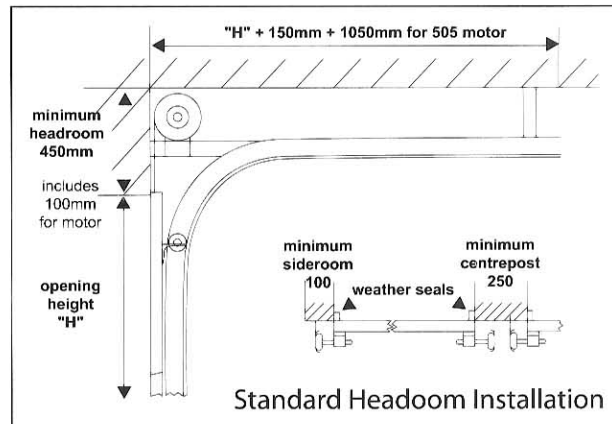
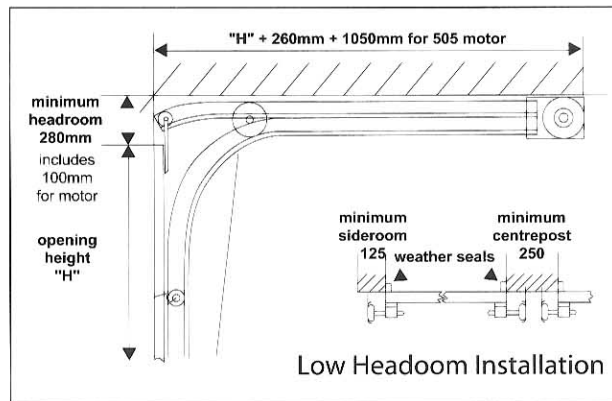
A combination of Polycarbonate and Classic B&C Panels for strength and vision. Ideal of emergency services buildings.

Geometric

A range of perforated infill panels for that something special.

Accessories

- Head Panels
- Side Panels
- Jams
- Pedestrian Doors
- Logic Controls
- Drive Motors - 3 Phase - single Phase
- Photo Electronics
- Vehicle Detectors
- Access Control
- Radio Control



High lift, Vertical lift and Follow the roof options also available.

Warranty

All Liftmaster doors are warranted for the distributor for quality workmanship and materials for twelve months

Distributed by