





MAGIC BUTTON LOGIC CONTROL PERFORMANCE SERIES

Liftmaster is Australia's premier door and gate automation electronic control board supplier. Magic Button control boards have been developed in Australia to meet and exceed local environment conditions, functionality requirements, supply voltages, and Australian design standards. Manufactured in Australia using best practices and built to last, the Magic Button control boards feature robust electronic components, with distinctive design features that provide a relatively maintenance free product.

Logic Boards


Exclusive to Liftmaster, the Magic Button control board software is the result of over 35 years experience in gate automation. Provided with a fully scripted LCD display, mode and parameter selection, installing Magic Button controls is simple and intuitive.

The boards are designed to provide all possible parameters to allow a common logic to be used across multiple markets while



exceeding industry performance expectations now and well into the future. Four logic board models are available in the Magic Button performance range suitable for 12 / 24VDC and 240VAC single or dual motors.


Logic Controllers



Magic Button logic controllers offer the installer and customer unparalleled features and functionality specially created to 'future proof' all installations. The Magic Button logic controllers can be used in conjunction with Australian or imported motors of the appropriate supply voltages and current rating. Magic Button logic controllers are available in a variety of different control box sizes making it easier to choose the right controller for the application.

3-Phase Logic Controllers

Magic Button 3-phase logic control is supplied in a metal box and when fitted with the correct value overload, is suitable for any 3-phase motor. Hardware provided includes lockable isolation switch, auto-manual switch; and open and close 'dead-man' push buttons.



The key lockable enclosure is available in different sizes large enough to provide adequate space for additional accessories that may be required (vehicle detectors, supplementary power supply, timers etc).

Accessories

- Photo electrics beams
- Emergency stop controls
- Vehicle detectors
- Traffic lights
- Flashing lights
- Safety edge profile
- Radio & access control



Technical Specifications

LIFTMASTER MAGIC BUTTON Logic Control Features	240V		24V		Logic Box
	MB106	MB206	MB126	MB226	MB106
LCD display with back light	✓	✓	✓	✓	✓
Micro controller design	✓	✓	✓	✓	✓
Rotary switch mode selection	✓	✓	✓	✓	✓
End of travel slow down with adjustment	✓	✓	✓	✓	✓
Motor force control with adjustment	✓	✓	✓	✓	✓
Motor soft start with adjustment	✓	✓	✓	✓	✓
Selectable motor speed			✓	✓	
Backup operation			✓	✓	
Selectable battery backup operation			✓	✓	
Selectable battery backup voltage 12V or 24V			✓	✓	
Selectable motor RPM monitoring for obstruction monitoring			✓	✓	
Selectable extra open travel time for wind/mechanical loading	✓	✓	✓	✓	✓
Selectable extra close travel time for wind/mechanical loading	✓	✓	✓	✓	✓
Suitable for one and two motors with or without limits		✓		✓	
Suitable for one motor with or without limits	✓		✓		✓
Back pressure release for electric locks		✓		✓	
Electric lock or magnet output		✓		✓	
Selectable lock pulse duration		✓		✓	
Selectable pulse or relay type photo electric			✓	✓	
Gate leaf delay control		✓		✓	
Selectable gate movement after power failure	✓	✓	✓	✓	✓
Inputs for push button, open, stop and close		✓			
Input option for open, stop and close	✓	✓			✓
Pedestrian access control	✓	✓	✓	✓	✓
Stop on opening and closing or reverse on closing	✓	✓	✓	✓	✓
Output to support relay for inverter	✓	✓			✓
Output to support relays for lights	✓	✓	✓	✓	✓
Output for indication of board status	✓	✓	✓	✓	✓
Backup closing timer	✓	✓	✓	✓	✓
6 pin receiver compatible	✓	✓	✓	✓	✓
On board antenna input	✓	✓	✓	✓	✓
24V DC power supply protected by 1amp fuse		✓	✓	✓	
12V DC regulated power supply		✓			
12V DC power supply protected by 1amp fuse	✓				✓
Optocoupler protection on all inputs	✓	✓	✓	✓	✓
LED indicators on all inputs for visual input status	✓	✓	✓	✓	✓
Resettable counter	✓	✓	✓	✓	✓
Non-resettable counter	✓	✓	✓	✓	✓
Default setting reset parameter	✓	✓	✓	✓	✓
Optional 3PH contactors: specify overload					✓
Optional 1PH contactors 4-wire motors: specify overload					✓
Optional lockable isolation switch					✓
Optional metal box door lock					✓
Optional plastic box: 170mm (H) x 220mm (W) 80mm (D)					✓
Optional plastic box: 305mm (H) x 225mm (W) 150mm (D)					✓
Optional metal box - 300mm (H) x 400mm (W) x 150mm (D) IP56					✓
Optional lockable manual over-ride & UP & DOWN push buttons					✓
Optional DIN rail mounting for loop/relay mount/ space counter					✓

Note: The availability of some of these control board features is dependant upon individual applications and motor drive configuration. Qualify feature suitability before use.



LIFTMASTER®



VICTORIA

Melbourne
Unit 2, 23 The Concord
Bundoora 3083
(03) 9467 8555

QUEENSLAND

Brisbane
4 Devlan St
Mansfield 4122
(07) 3849 6666

Gold Coast
Unit 2, 10 Lawrence Drive
Nerang 4211
(07) 5595 4795

NSW

Sydney
Unit 8, 133 McEvoy St
Alexandria 2015
(02) 9699 9654

LIFTMASTER ELECTRONICS PTY LTD A.B.N. 58 000 266 035
PO BOX 54 ALEXANDRIA NSW 1435 AUSTRALIA PH: 61 2 9699 9654 FX: 61 2 9699 8443
www.liftmaster.com.au salesdesk@liftmaster.com.au